

# CURRENT TRANSFORMER

Model 792

Window Diameter 4.00"

**APPLICATION:**  
Relaying and metering.

**FREQUENCY:**  
50-400 Hz.

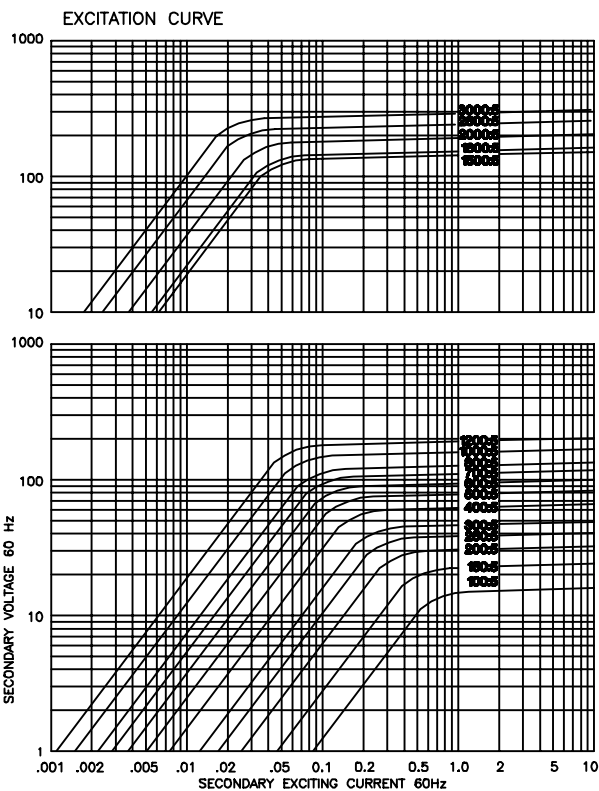
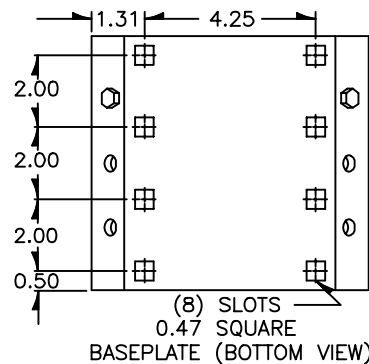
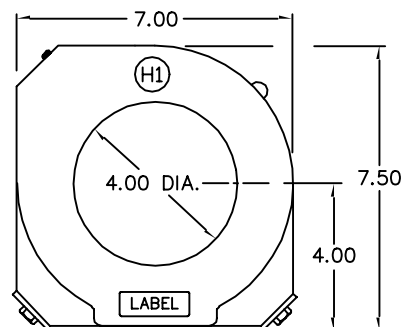
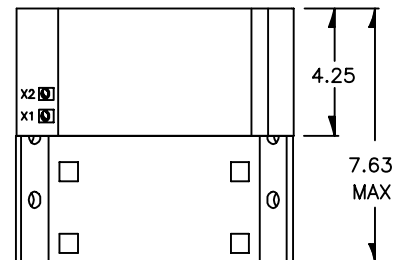
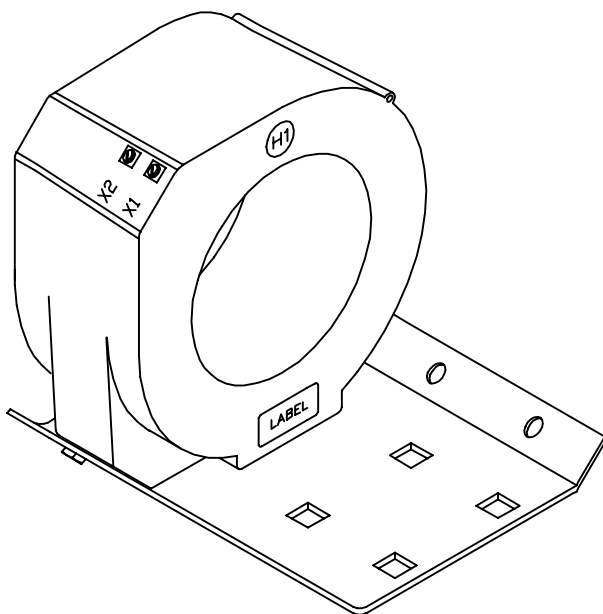
**INSULATION LEVEL:**  
0.6 kV, BIL 10 kV full wave.

- Secondary terminals are brass screws No. 10-32 with one flatwasher and lockwasher.
- Approximate weight 16 lbs.

REGULATORY AGENCY APPROVALS



Manufactured to meet the requirements of ANSI/IEEE C57.13.  
Classified by U.L. in accordance with IEC 44-1.



CATALOG NUMBER	CURRENT RATIO	RELAY CLASS	ANSI METERING CLASS AT 60 Hz					SECONDARY WINDING RESISTANCE (OHMS @ 75 °C)	CONTINUOUS THERMAL RATING FACTOR @ 30°C.
			B0.1	B0.2	B0.5	B0.9	B1.8		
792-101	100:5	C10	1.2	1.2	4.8	4.8	-	0.036	2.0
792-151	150:5	C20	0.6	0.6	1.2	2.4	4.8	0.052	2.0
792-201	200:5	C20	0.6	0.6	0.6	1.2	2.4	0.077	2.0
792-251	250:5	C20	0.3	0.3	0.6	1.2	2.4	0.097	2.0
792-301	300:5	C20	0.3	0.3	0.3	0.6	1.2	0.116	2.0
792-401	400:5	C50	0.3	0.3	0.3	0.3	0.6	0.155	2.0
792-501	500:5	C50	0.3	0.3	0.3	0.3	0.6	0.213	2.0
792-601	600:5	C50	0.3	0.3	0.3	0.3	0.6	0.256	2.0
792-751	750:5	C100	0.3	0.3	0.3	0.3	0.3	0.320	1.5
792-801	800:5	C100	0.3	0.3	0.3	0.3	0.3	0.341	1.5
792-102	1000:5	C100	0.3	0.3	0.3	0.3	0.3	0.536	1.5
792-122	1200:5	C100	0.3	0.3	0.3	0.3	0.3	1.019	1.0
792-152	1500:5	C100	0.3	0.3	0.3	0.3	0.3	0.60	1.33
792-162	1600:5	C100	0.3	0.3	0.3	0.3	0.3	0.64	1.33
792-202	2000:5	C100	0.3	0.3	0.3	0.3	0.3	0.99	1.0
792-252	2500:5	C100	0.3	0.3	0.3	0.3	0.3	1.29	1.0
792-302	3000:5	C100	0.3	0.3	0.3	0.3	0.3	1.55	1.0