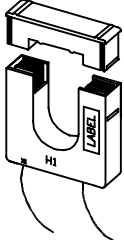
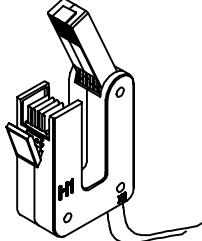
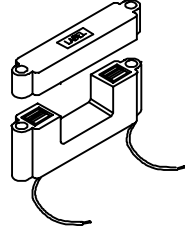
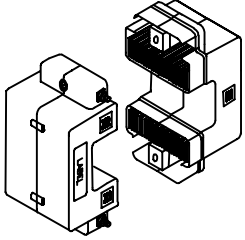
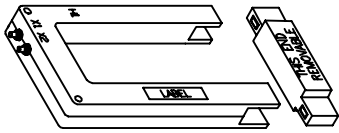
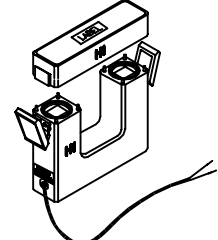
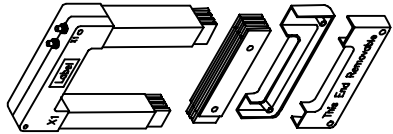


SPLIT CORE CURRENT TRANSFORMERS

**600 VOLT
CLASS**

MODEL NUMBER	IMAGE	WINDOW SIZE		OVERALL SIZE			PAGE
		Width	Height	Width	Height	Depth	
610		1.30	1.47	2.75	2.84	0.78	2
613		0.80	1.95	2.70	3.70	1.25	3
603 603D		2.00 2.00	1.00 2.00	4.56 4.56	2.31 3.40	0.85 0.85	4
604		1.42	1.53	3.38	4.78	2.50	5
600 601		2.00 4.50	5.50 4.50	4.25 6.75	7.75 6.75	1.13 1.13	6
606 608		2.75 2.60	2.70 6.25	6.05 6.05	5.80 9.25	1.75 1.75	7
500		From: 4.1 x 7.1 To: 10.1 x 30.1		From: 7.30 x 10.90 x 1.63 To: 13.20 x 33.90 x 1.63			8