

# CURRENT TRANSFORMER

**Model 139MR**

*Window Diameter 6.50"*

REGULATORY AGENCY APPROVALS



Manufactured to meet the requirements of ANSI/IEEE C57.13.  
Classified by U.L. in accordance with IEC 44-1

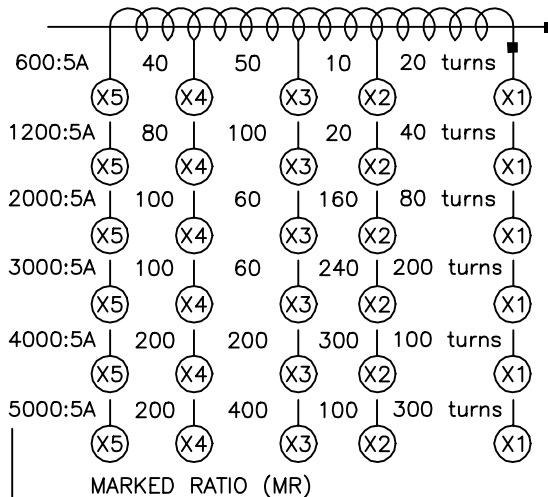
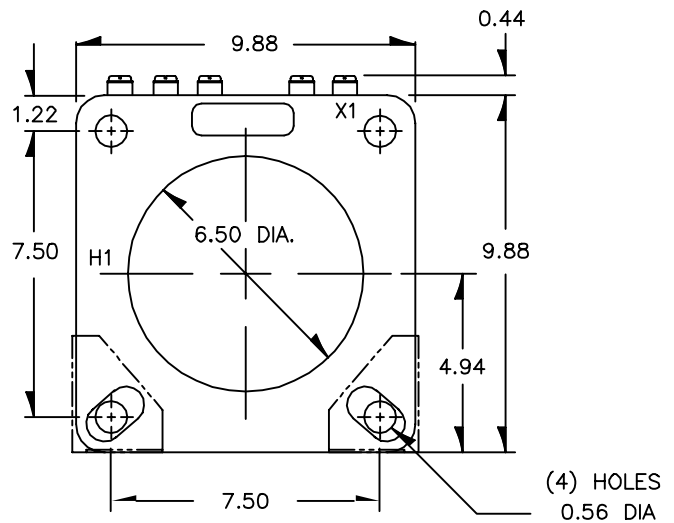
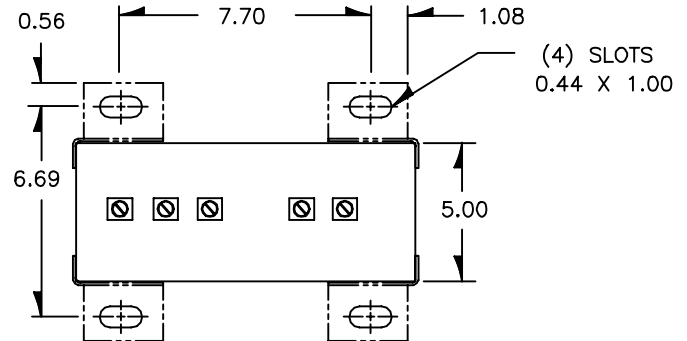
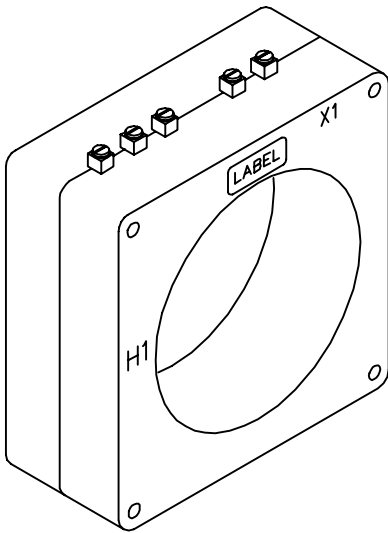
**APPLICATION:**  
Relaying.

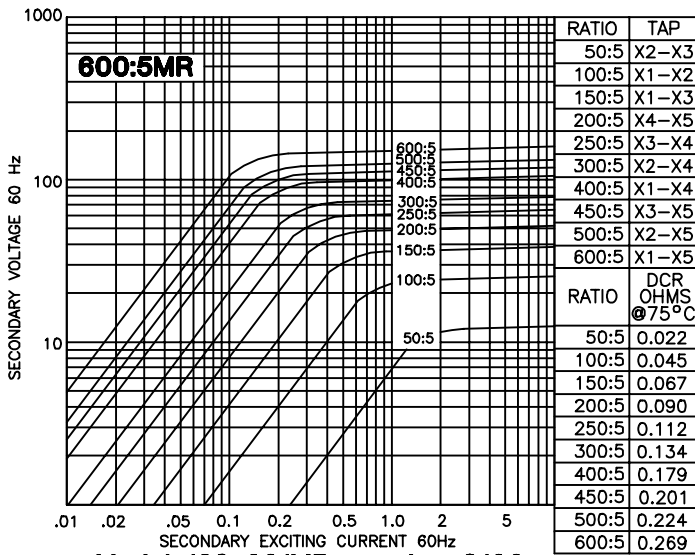
**FREQUENCY:**  
50-400Hz

**INSULATION LEVEL:**  
0.6 kV, BIL 10 kV full wave.

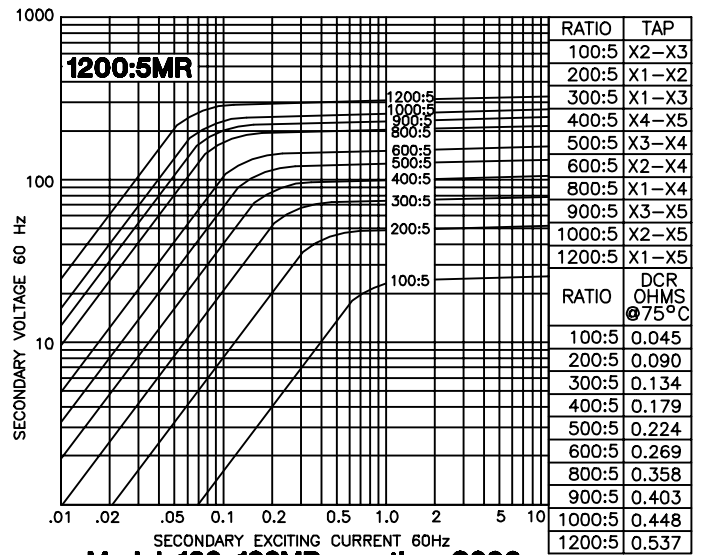
**CONTINUOUS THERMAL CURRENT RATING FACTOR:**  
See TRF at curves.

- Terminals are brass screws No.10-32 with one flatwasher and lockwasher.
- The transformer winding is arranged so that the turns are fully distributed between all taps.
- Order Mounting Bracket Kit No. 0221B01528 separately.
- Approximate weight 40 lbs.

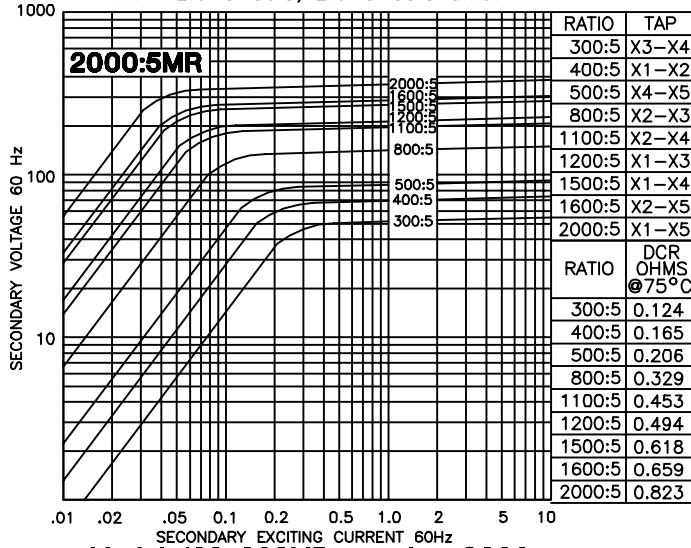




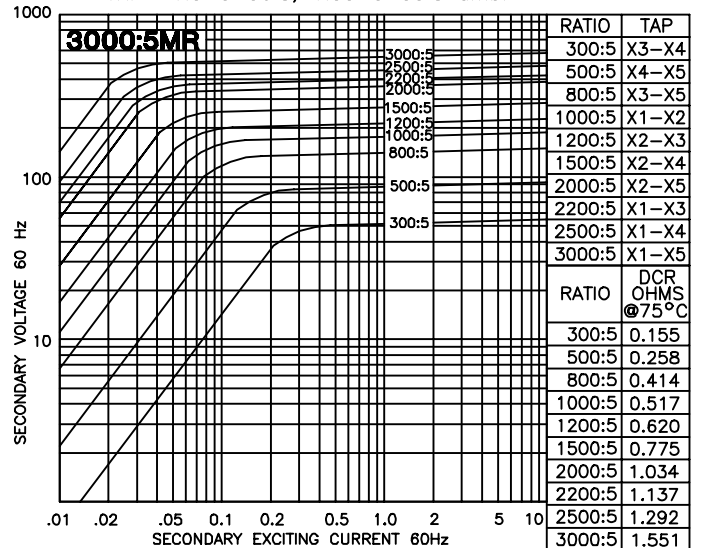
**Model 139-601MR - rating C100**  
TRF= 2.0 @ 30°C, 2.0 @ 55°C amb.



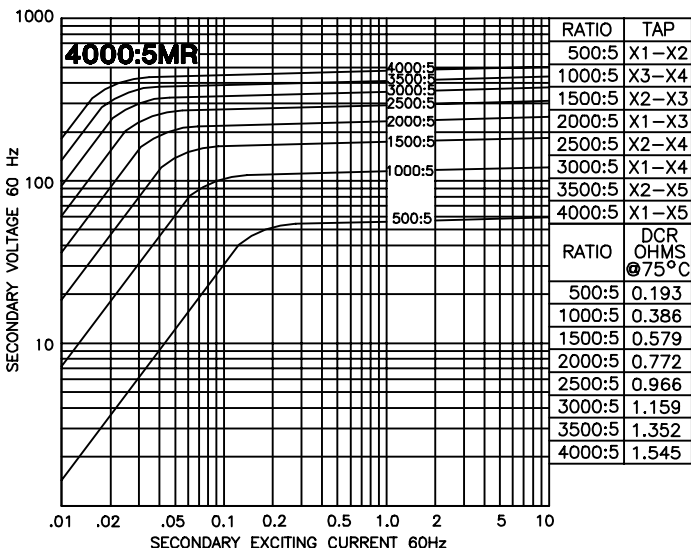
**Model 139-122MR - rating C200**  
TRF= 1.5 @ 30°C, 1.33 @ 55°C amb.



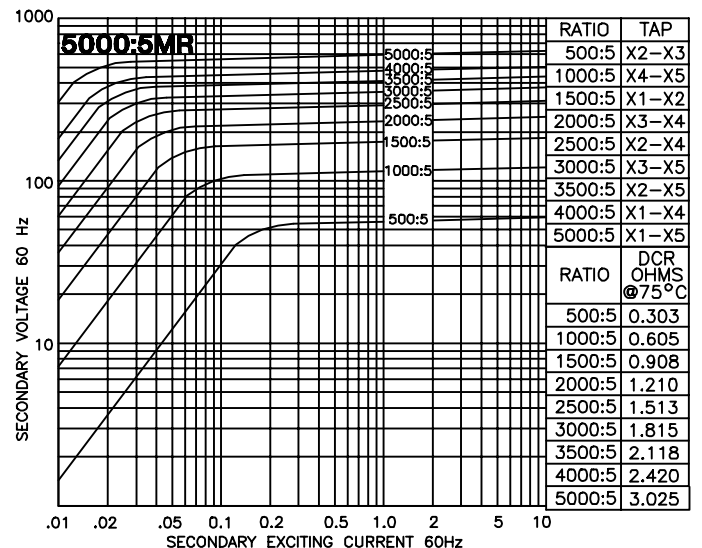
**Model 139-202MR - rating C200**  
TRF= 1.5 @ 30°C, 1.33 @ 55°C amb.



**Model 139-302MR - rating C400**  
TRF= 1.33 @ 30°C, 1.0 @ 55°C amb.



**Model 139-402MR - rating C200**  
TRF= 1.0 @ 30°C, 0.8 @ 55°C amb.



**Model 139-502MR - rating C400**  
TRF= 1.0 @ 30°C, 0.8 @ 55°C amb.