

CURRENT TRANSFORMER

Models 64, 65, 66

Window Diameters

1.56", 2.00", 2.50"

APPLICATION:
Metering.

FREQUENCY:
50-400 Hz.

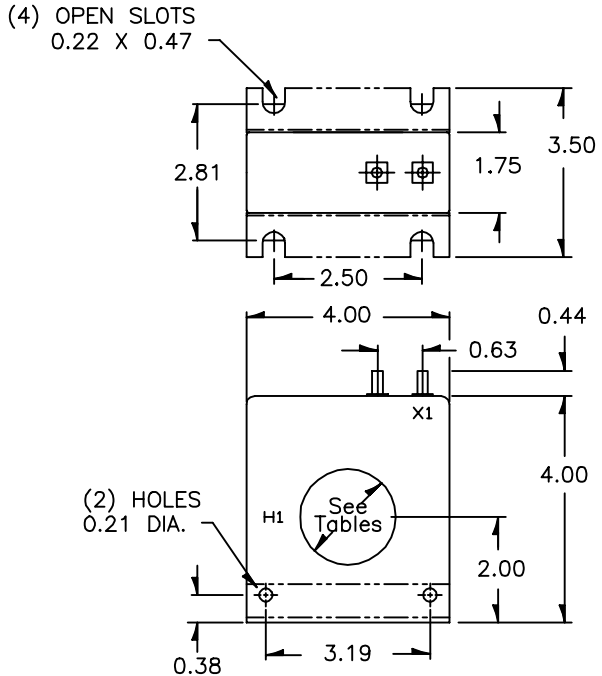

INSULATION LEVEL:
600 Volts, 10 kV BIL full wave.

- Terminals are brass studs No. 8-32 UNC with one flatwasher, lockwasher and regular nut.
- Order mounting bracket kit 0221B01976 separately.

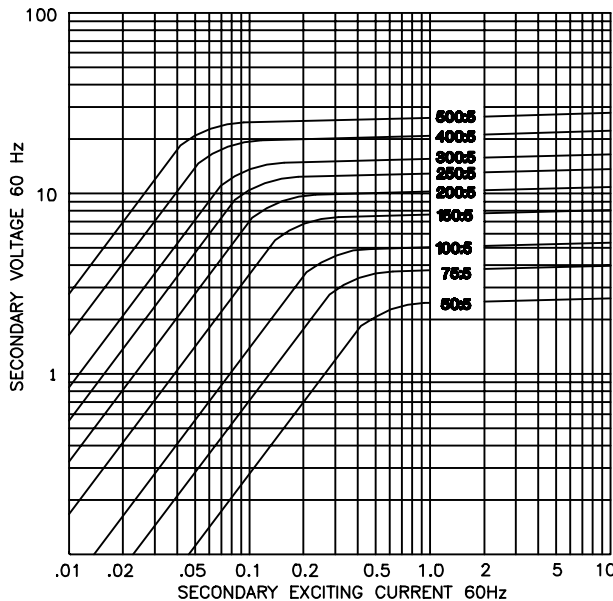
REGULATORY AGENCY APPROVALS



Manufactured to meet the requirements of ANS/IEEE C57.13.
Classified by U.L. in accordance with IEC 44-1



EXCITATION CURVE

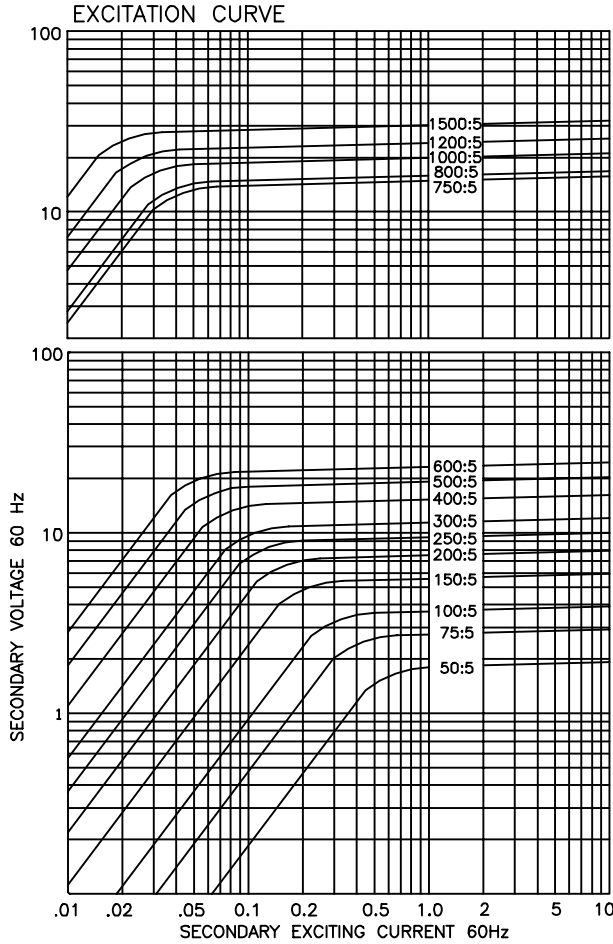


CURRENT TRANSFORMER MODEL 64

Window Diameter 1.56"

Approximate weight: 3.75 lbs.

CATALOG NUMBER	CURRENT RATIO	V.A. FOR ± 1% CLASS	ANSI METERING CLASS AT 60 Hz					SECONDARY WINDING RESISTANCE (OHMS @ 75 °C)	CONTINUOUS THERMAL RATING FACTOR	
			B0.1	B0.2	B0.5	B0.9	B1.8		@ 30°C	@ 55°C
64-500	50:5	2.5±2%	2.4	-	-	-	-	0.011	2.0	2.0
64-750	75:5	4.0	1.2	2.4	-	-	-	0.020	2.0	2.0
64-101	100:5	5.0	1.2	1.2	4.8	4.8	-	0.026	2.0	2.0
64-151	150:5	7.5	0.6	0.6	1.2	2.4	4.8	0.043	2.0	2.0
64-201	200:5	12.5	0.3	0.3	1.2	1.2	2.4	0.063	2.0	1.5
64-251	250:5	20.0	0.3	0.3	0.6	1.2	2.4	0.074	2.0	1.5
64-301	300:5	35.0	0.3	0.3	0.3	0.6	1.2	0.086	2.0	1.5
64-401	400:5	50.0	0.3	0.3	0.3	0.6	1.2	0.110	1.5	1.33
64-501	500:5	50.0	0.3	0.3	0.3	0.3	0.6	0.173	1.5	1.0

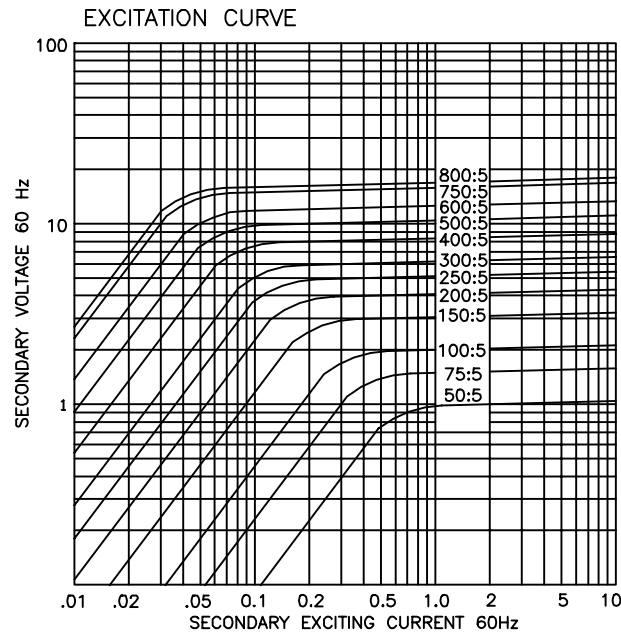


CURRENT TRANSFORMER MODEL 65

Window Diameter 2.00"

Approximate weight: 3.25 lbs.

CATALOG NUMBER	CURRENT RATIO	V.A. FOR ±1% CLASS	ANSI METERING CLASS AT 60 Hz					SECONDARY WINDING RESISTANCE (OHMS @ 75 ° C)	CONTINUOUS THERMAL RATING FACTOR	
			B0.1	B0.2	B0.5	B0.9	B1.8		③30°C	③55°C
65-500	50:5	2.0	2.4	-	-	-	-	0.007	2.0	2.0
65-750	75:5	4.0	2.4	2.4	-	-	-	0.013	2.0	2.0
65-101	100:5	4.0	1.2	1.2	4.8	-	-	0.022	2.0	2.0
65-151	150:5	6.0	0.6	0.6	2.4	4.8	4.8	0.039	2.0	2.0
65-201	200:5	12.5	0.6	0.6	1.2	2.4	2.4	0.047	2.0	2.0
65-251	250:5	15.0	0.3	0.3	0.6	1.2	2.4	0.067	2.0	1.5
65-301	300:5	20.0	0.3	0.3	0.6	1.2	2.4	0.077	2.0	1.5
65-401	400:5	35.0	0.3	0.3	0.3	0.6	1.2	0.110	1.5	1.25
65-501	500:5	50.0	0.3	0.3	0.3	0.6	1.2	0.155	1.33	1.0
65-601	600:5	60.0	0.3	0.3	0.3	0.3	0.6	0.186	1.25	1.0
65-751	750:5	75.0	0.3	0.3	0.3	0.6	0.6	0.197	1.0	0.8
65-801	800:5	80.0	0.3	0.3	0.3	0.3	0.6	0.210	1.0	0.8
65-102	1000:5	100.0	0.3	0.3	0.3	0.3	0.6	0.253	1.0	0.8
65-122	1200:5	105.0	0.3	0.3	0.3	0.3	0.3	0.316	1.0	0.8
65-152	1500:5	140.0	0.3	0.3	0.3	0.3	0.3	0.491	1.0	0.8



CURRENT TRANSFORMER MODEL 66

Window Diameter 2.50"

Approximate weight: 2.5 lbs.

CATALOG NUMBER	CURRENT RATIO	V.A. FOR ±1.5% CLASS	ANSI METERING CLASS AT 60 Hz					SECONDARY WINDING RESISTANCE (OHMS @ 75 ° C)	CONTINUOUS THERMAL RATING FACTOR	
			B0.1	B0.2	B0.5	B0.9	B1.8		③30°C	③55°C
66-500	50:5	1.5±2%	-	-	-	-	-	0.006	2.0	2.0
66-750	75:5	2.5±2%	2.4	-	-	-	-	0.008	2.0	2.0
66-101	100:5	2.5	1.2	2.4	-	-	-	0.013	2.0	2.0
66-151	150:5	4.0	1.2	1.2	2.4	4.8	-	0.020	2.0	2.0
66-201	200:5	5.0	0.6	0.6	2.4	2.4	4.8	0.038	2.0	2.0
66-251	250:5	10.0	0.6	0.6	1.2	2.4	4.8	0.045	2.0	2.0
66-301	300:5	12.5	0.3	0.3	1.2	2.4	2.4	0.065	2.0	1.5
66-401	400:5	20.0	0.3	0.3	0.6	1.2	1.2	0.082	1.5	1.33
66-501	500:5	30.0	0.3	0.3	0.6	1.2	1.2	0.107	1.5	1.25
66-601	600:5	40.0	0.3	0.3	0.6	0.6	1.2	0.162	1.33	1.0
66-751	750:5	50.0	0.3	0.3	0.3	0.6	0.6	0.202	1.0	0.8
66-801	800:5	60.0	0.3	0.3	0.3	0.6	0.6	0.216	1.0	0.8