

CURRENT TRANSFORMER

Model 5A

Window Diameter 1.56"

APPLICATION:
Ammeters and wattmeters.

FREQUENCY:
50-400 Hz.

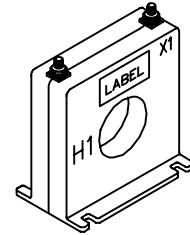
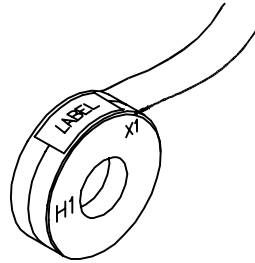

INSULATION LEVEL:
600 Volts, 10 kV BIL full wave.

- Terminals are brass studs No. 8-32 UNC with one flatwasher, lockwasher and regular nut.
- Flexible leads are UL 1015 105 ° C, CSA approved, #16 AWG, 24" long.
- Non-standard lead length can be specified.
- Order mounting bracket kit 0221B00180 separately when required for Model 5ASHT.
- Model 5ASHT and model 5ASFT also available as 5ASHL and 5ASFL with leads.
- Approximate weight: 1 lb.

REGULATORY AGENCY APPROVALS

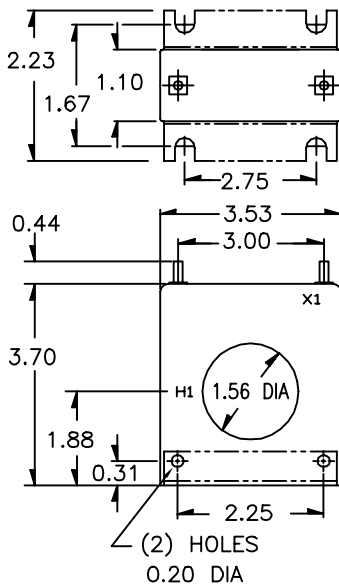


Manufactured to meet the requirements of ANSI/IEEE C57.13.
Classified by U.L. in accordance with IEC 44-1

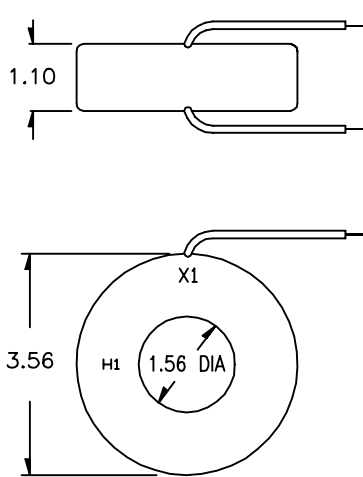


(4) OPEN SLOTS
0.22 X 0.34

5ASHT

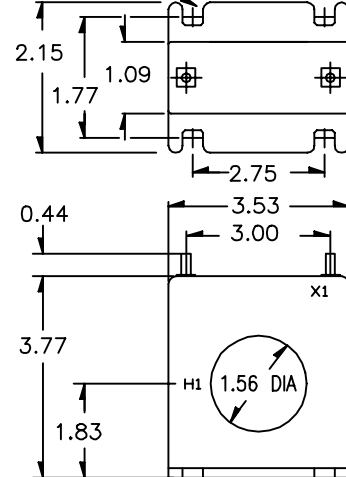


5ARL



(4) OPEN SLOTS
0.21 X 0.31

5ASFT



CATALOG NUMBER	CURRENT RATIO	V.A. FOR ±1% CLASS	ANSI METERING CLASS AT 60 Hz					SECONDARY WINDING RESISTANCE (OHMS @ 75°C)	CONTINUOUS THERMAL RATING FACTOR	
			B0.1	B0.2	B0.5	B0.9	B1.8		@ 30°C	@ 55°C
5A**- 500	50:5	1.0	4.8	-	-	-	-	0.009	2.0	2.0
5A**- 750	75:5	1.0	2.4	4.8	-	-	-	0.010	2.0	2.0
5A**- 101	100:5	1.0	1.2	2.4	-	-	-	0.012	2.0	2.0
5A**- 151	150:5	5.0	0.6	1.2	2.4	4.8	-	0.019	2.0	2.0
5A**- 201	200:5	5.0	0.6	0.6	1.2	2.4	4.8	0.024	2.0	2.0
5A**- 251	250:5	12.5	0.3	0.3	1.2	2.4	2.4	0.033	2.0	1.5
5A**- 301	300:5	15.0	0.3	0.3	0.6	1.2	2.4	0.040	2.0	1.5
5A**- 401	400:5	20.0	0.3	0.3	0.6	1.2	1.2	0.091	1.5	1.0
5A**- 501	500:5	25.0	0.3	0.3	0.6	0.6	1.2	0.105	1.33	0.8
5A**- 601	600:5	30.0	0.3	0.3	0.3	0.6	1.2	0.158	1.0	0.8
* 5A**- 751	750:5	30.0	0.3	0.3	0.3	0.6	0.6	0.147	1.0	0.8
* 5A**- 801	800:5	30.0	0.3	0.3	0.3	0.6	0.6	0.156	1.0	0.8
* 5A**- 102	1000:5	35.0	0.3	0.3	0.3	0.3	0.6	0.196	1.0	0.8
* 5A**- 122	1200:5	40.0	0.3	0.3	0.3	0.3	0.3	0.291	1.0	0.6

** NOTE: When ordering, prefix Cat No. with model designation required, i.e. 5ASHT-501, 5ARL-501, etc.